



REHAU®

Unlimited Polymer Solutions



REHAU AGILA PASSIVHAUS DOOR

System Description

STYLISH AND SECURE

REHAU AGILA Passivhaus Door

The REHAU AGILA Passivhaus Door has recently been established in an exciting new partnership with Door panel supplier Rodenburg. Combining ultimate thermal performance, high security, soundproofing and aesthetics to create the perfect door solution.

These thermally efficient doors come in a wide range of stylish options from sleek and modern to a more traditional style, as well as a range of hardware options and glass styles, all designed to give you the look you desire.

The Passivhaus door is available in a range of GRP foil laminate or aluminium overlay skin in any standard RAL Colour.

Ancillaries

A range of ancillaries are available from within the GENEIO Window and Door System for a total solution.

Material

Using REHAU's well established GENEIO Profile, each door benefits from the technology used in RAU-FIPRO® - a high performance material based on fibre composites used in aircraft construction. RAU-FIPRO® delivers high stability, torsional stiffness and static properties with reduced steel reinforcement requirements, helping significantly to improve overall energy efficiency.

Climatic Performance and Security

REHAU systems are tested to the highest levels of performance in all aspects. The REHAU AGILA Passivhaus door is no different, achieving Passivhaus certification and security testing, meeting European standards. Passivhaus standards require an air leakage of 0.6/h (at 50Pa).

Thermal Performance

The Passivhaus door easily achieves the highest energy performance standard available. The combination of GENEIO's RAU-FIPRO® technology and Rodenburg's stylish door panels can achieve a U Value of 0.7 W/M²K and obtains certification from the Passivhaus Institute.

Fittings

The AGILA Passivhaus door is compatible with the Winkhaus AV2 locking system, a Secure by Design compliant lock. It is also available with a range of pull bars and door furniture supplied by Rodenburg.



DOOR STYLES

REHAU AGILA Passivhaus Door

Built to last, it is low maintenance, easy to clean with a long life expectancy. With a concealed hinge option, the door can be clean inside and out. The door can be customised to your home including LED glass inserts and a choice of Aluminium or glass reinforced plastic (GRP) overlay skins for a beautiful finish.



Model 6559-52

Eight horizontal tongue and groove panels

Featured Design

Glazing - Six matte glass squares with clear strips

Handle - Curved Stainless Steel - 600mm
1039-13

Base plate - Flush Stainless steel | *SB700-3*

Minimum Door Size - 570 x 1720mm



Model 6438-57


Curved matte glass within integrated steel arc

Featured Design

Handle - Stainless steel - 1600mm | *1073-13*

Glazing - Curved matte glass integrated within steel arc and ornamental red glass (RAL3004)

Minimum Door Size - 940 x 1600mm



Model 860-92


Four Horizontal tongue and groove panels

Featured Design

Handle - Stainless steel - 500mm | *V105*

Base Plate - Flush Stainless steel | *SB700-3*

Minimum Door Size - 650 x 1700mm



Model 6872-93

Five Horizontal tongue and groove panels


Featured Design

Handle - Stainless steel - 1600mm | *1073-13*

Base Plate - Flush Stainless steel | *SB700-3*

Minimum Door Size - 600 x 1700mm

Minimum Door Size
650 x 1700mm



Model 6878-53

Five horizontal tongue and groove panels

Featured Design

Glazing - Three integrated matte glass panels

Handle - Stainless Steel - 1400mm | *9027-13*

Base plate - Flush Stainless steel | *SB700-3*

Minimum Door Size - 680 x 1600mm



Model 6864-53

One slim, vertical matte glass strip

Featured Design

Glazing - Slim, vertical matte glass strip

Handle - Stainless Steel - 500mm | *V105*

Base plate - Flush Stainless steel | *SB700-3*

Minimum Door Size - 650 x 1820mm

DOOR STYLES

REHAU AGILA Passivhaus Door



Model 6508-70

Single vertical glass strip

Featured Design

Glazing - Matte glass set in stainless steel frame

Handle - Stainless Steel - 1600mm | 1044-13

Base plate - Flush Stainless steel | SB700-3

Minimum Door Size - 500 x 1800mm



Model 6409-57

Single vertical glass strip with steel panels

Featured Design

Handle - Stainless steel - 1600mm | 1073-13

Glazing - Cannes white ornamental glass

Minimum Door Size - 580 x 1760mm



Model 6497-90

Square cut out detailing

Featured Design

Handle - Indented brushed steel 430mm
V103 (LED Optional)

Base Plate - Stainless steel with square detail
100mm | SB710-7

Minimum Door Size - 650 x 1600mm



Model 6872-93

Four Horizontal tongue and groove panels

Featured Design

Handle - Stainless steel - 1600mm | 1073-13

Base Plate - Flush Stainless steel | SB700-3

Minimum Door Size - 650 x 1700mm



Every door has a maximum size of 1350 x 2600mm

Please not, minimum & maximum sizes include Geneo outerframe.

Get in touch...

For further information

visit www.rehau.uk

email enquiries@rehau.com

UK & IRELAND SALES OFFICES

London, The REHAU Hub, The Building Centre, 25 Store Street, London WC1E 7BT Phone: 0207 580 6155 Fax: 0207 307 8595

Slough, Units 5 J & K, Langley Business Centre, Station Road, Langley, Slough SL3 8DS Phone: 01753 588500 Fax: 01753 588501

Manchester, Brinell Drive, Irlam, Manchester M44 5BL Phone: 0161 777 7400 Fax: 0161 777 7401 **Glasgow**, Phoenix House, Phoenix Crescent, Strathclyde Business Park, Bellshill, North Lanarkshire ML4 3NJ Phone: 01698 503700 Fax: 01698 503701

Dublin, 9 St. Johns Court, Business Park, Swords Road, Santry, Dublin 9 Phone: 00353 (0)1 8165020 Fax: 00353 (0)1 8165021



Follow
[@REHAUWindows](https://twitter.com/REHAUWindows)



Watch
[REHAU Ltd](https://www.youtube.com/REHAU Ltd)



Like
[REHAU Windows](https://www.facebook.com/REHAU Windows)




Look
[REHAU Windows UK](https://www.pinterest.com/REHAU Windows UK)



Connect
[REHAU UK Ltd](https://www.linkedin.com/company/REHAU UK Ltd)

Our verbal and written application engineering advice is based upon experience and the best of our knowledge. However, it is to be regarded as non-binding information. Working conditions and use under conditions for which the product was not intended and over which we have no influence exclude any claim resulting from our information. We recommend that a check is made as to whether the REHAU product is suitable for the envisaged purpose. Application, use and processing of the products is carried out beyond the scope of our control and are therefore carried out exclusively at your own responsibility. If liability should still apply, then this is restricted, in the case of all damage, the value of the goods supplied by us and used by you. Our warranty applies to the consistent quality of our products as per our specification and in accordance with our general terms and conditions of delivery and payment. This document is protected by copyright. All rights based on this are reserved. No part of this publication may be translated, reproduced or transmitted in any form or by any similar means, electronic or mechanical, photocopying, recording or otherwise, or stored in a data retrieval system.



PASSIVHAUS